


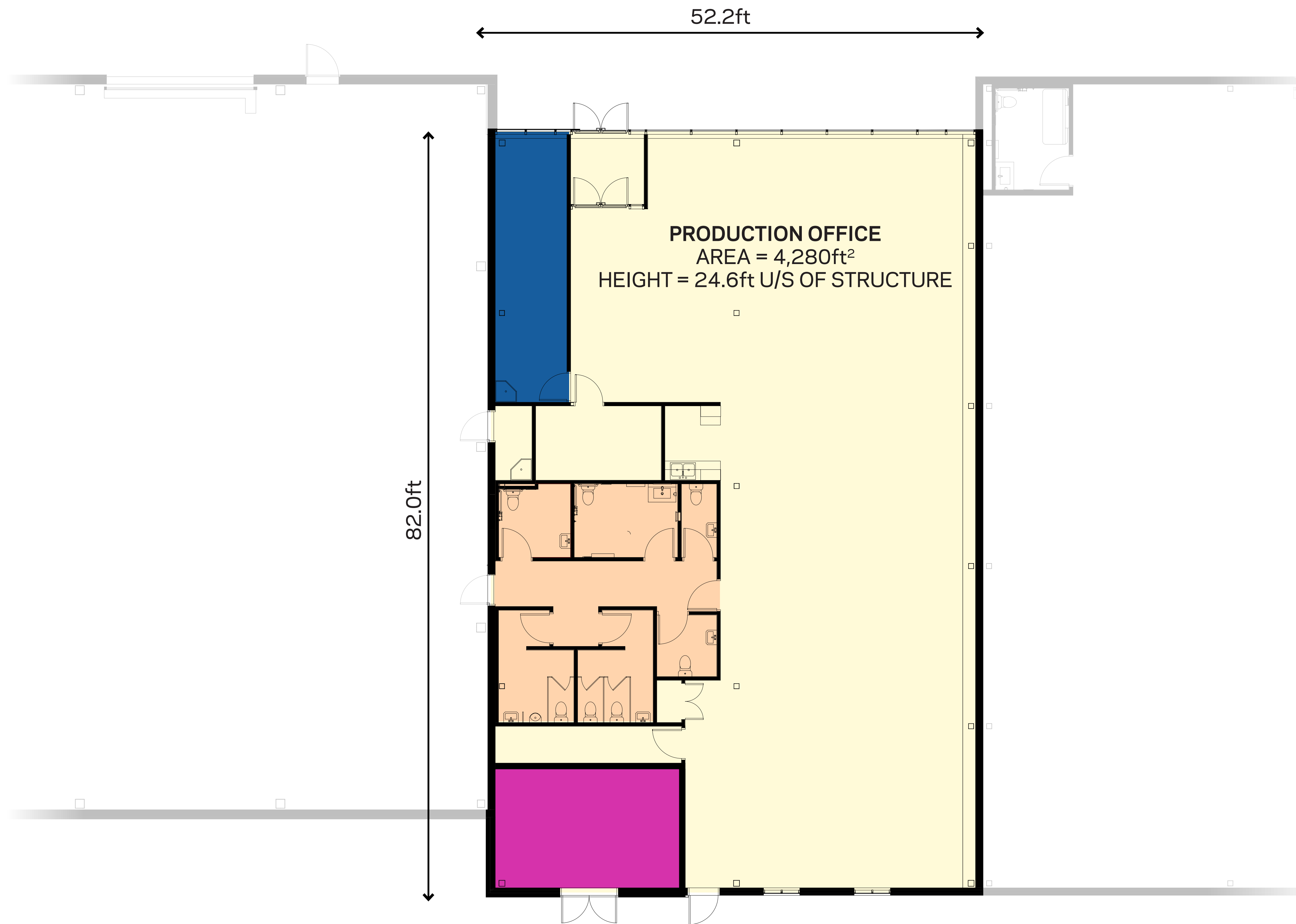
Floor Plan

SPECIFICATIONS	
Stage Type	Soundstage, clear span
Area	10,753 ft <sup>2</sup> [999 m <sup>2</sup> ]
Length	133.9 ft [40.8 m]
Height to Grid	42.7 ft [13.0 m]
Power - 3 Phase (amps)	2000A, 120/208V 3 phase 4 Wire
Dimmer Rooms	No
16' x 16' Overhead Automatic Doors	3
Load Leveler	No
Beam Load	8.90 kN [2000 lbs] at joists
Floor Load	12.0 kPa [250 psf]
Heat Type	Natural Gas
A/C	Yes

For more information visit [pinewoodtorontostudios.com](http://pinewoodtorontostudios.com)  
 or call us at 416 406-1235

[sales@pinewoodgroup.com](mailto:sales@pinewoodgroup.com)

™The Pinewood logo and Pinewood Studios are registered trademarks of Pinewood Shepperton plc and used by PT Studios Inc under license



Floor Plan

LEGEND

- PRODUCTION OFFICE = 4,280 ft<sup>2</sup>
- WASHROOMS = 560.8 ft<sup>2</sup>
- SPRINKLER ROOM = 246.5 ft<sup>2</sup>
- ELECTRICAL ROOM = 280 ft<sup>2</sup>

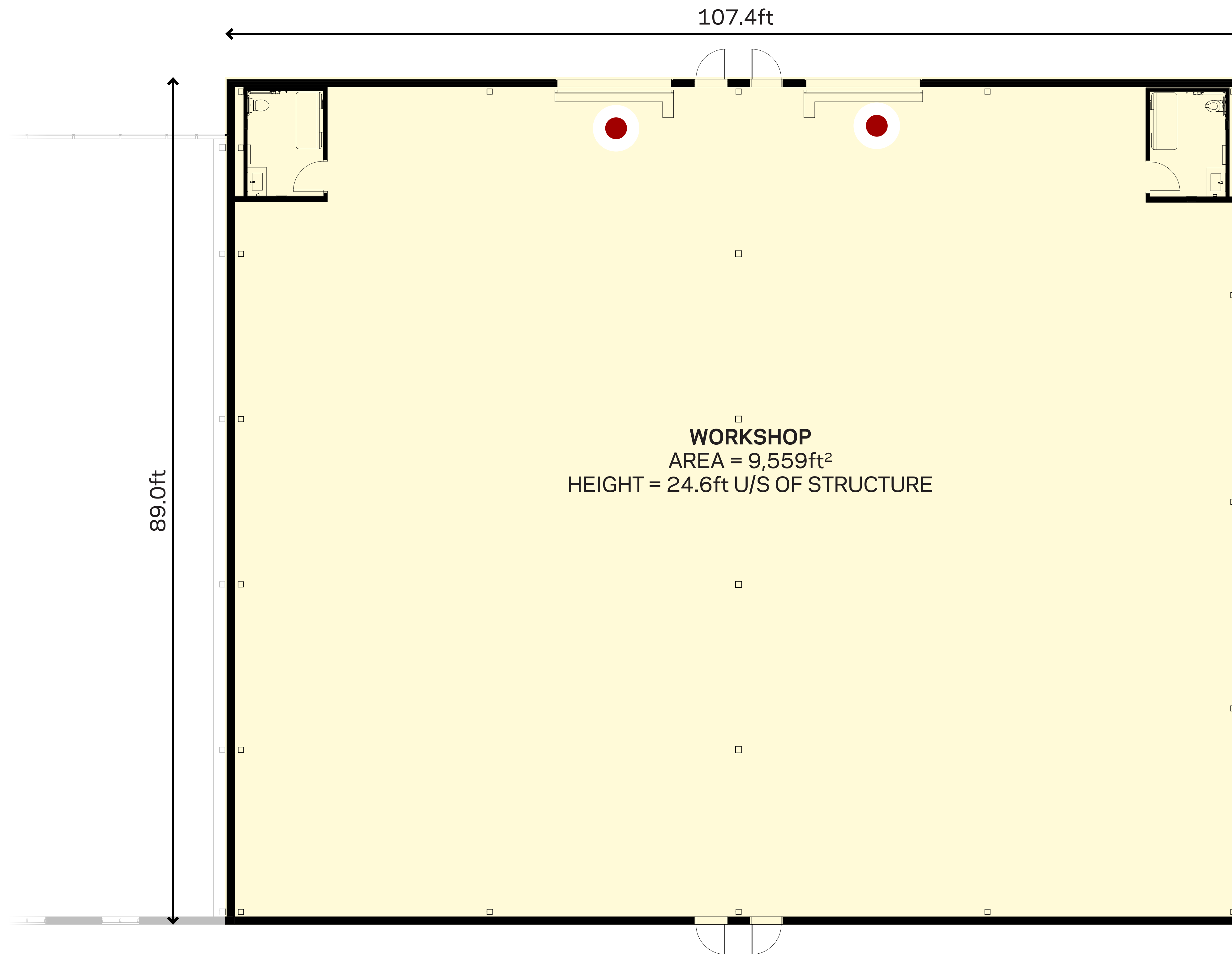
### SPECIFICATIONS

Type	Production Office
Area	4,280 ft <sup>2</sup> [397.6 m <sup>2</sup> ]
Of which:	
Washrooms	560 ft <sup>2</sup> [52 m <sup>2</sup> ]
Sprinkler Room	246.5 ft <sup>2</sup> [22.9 m <sup>2</sup> ]
Electrical Room	280 ft <sup>2</sup> [26 m <sup>2</sup> ]
Length	82 ft [25 m]
Height to Grid	24.6 ft [7.5 m]
Power - 3 Phase (amps)	400A, 120/208V 3 phase 4 Wire
Dimmer Rooms	No
16' x 16' Overhead Automatic Doors	0
Load Leveler	No
Beam Load	No
Floor Load	4.8 kPa [100 psf]
Heat Type	Natural Gas
A/C	Yes

For more information visit [pinewoodtorontostudios.com](http://pinewoodtorontostudios.com)  
or call us at 416 406-1235


[sales@pinewoodgroup.com](mailto:sales@pinewoodgroup.com)

™The Pinewood logo and Pinewood Studios are registered trademarks of Pinewood Shepperton plc and used by PT Studios Inc under license



**WORKSHOP**  
 AREA = 9,559ft<sup>2</sup>  
 HEIGHT = 24.6ft U/S OF STRUCTURE

● Overhead Automatic Door



Floor Plan

SPECIFICATIONS	
Type	Workshop
Area	9,559 ft <sup>2</sup> [888 m <sup>2</sup> ]
Length	107.4 ft [32.7 m]
Height to Grid	24.6 ft [7.5 m]
Power - 3 Phase (amps)	1200A, 120/208V 3 phase 4 Wire
Dimmer Rooms	No
16' x 16' Overhead Automatic Doors	2
Load Leveler	No
Beam Load	4.45 kN [1000 lbs] at joists
Floor Load	12.0 kPa [250 psf]
Heat Type	Natural Gas
A/C	Yes

For more information visit [pinewoodtorontostudios.com](http://pinewoodtorontostudios.com)  
 or call us at 416 406-1235

[sales@pinewoodgroup.com](mailto:sales@pinewoodgroup.com)

™The Pinewood logo and Pinewood Studios are registered trademarks of Pinewood Shepperton plc and used by PT Studios Inc under license