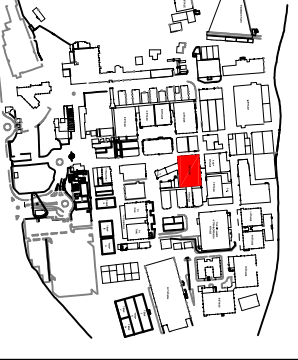


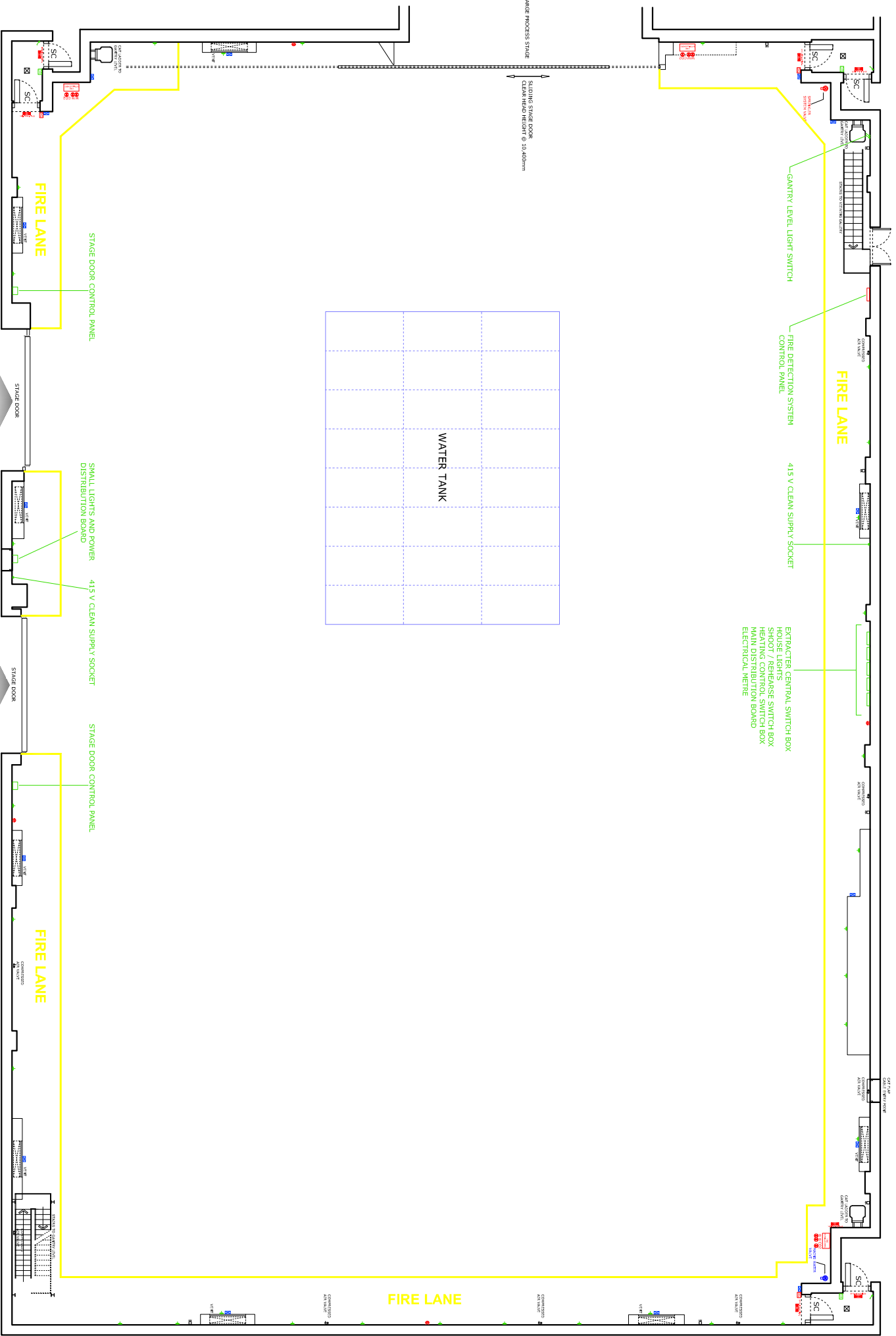
THIS DRAWING IS THE PROPERTY OF
PINEWOOD STUDIOS LTD AND MUST NOT BE
COPIED OR REPRODUCED IN WHOLE OR IN
PART, BY ANY METHOD WHATSOEVER,
WITHOUT PERMISSION OR THE WRITTEN
AUTHORISATION OF PINEWOOD STUDIOS LTD

ALL DIMENSIONS TO BE CHECKED ON SITE
PRIOR TO ANY COMMENCEMENT OF WORKS



PINEWOOD STUDIOS SITE PLAN

SYMBOL	DESCRIPTION
	EXISTING STRUCTURE
	PROPOSED STRUCTURE
	EXISTING GROUND LEVEL
	PROPOSED GROUND LEVEL
	EXISTING WALLS
	PROPOSED WALLS
	EXISTING DOORS
	PROPOSED DOORS
	EXISTING WINDOWS
	PROPOSED WINDOWS
	EXISTING FURNITURE
	PROPOSED FURNITURE
	EXISTING SERVICES
	PROPOSED SERVICES
	EXISTING LANDSCAPING
	PROPOSED LANDSCAPING
	EXISTING PARKING
	PROPOSED PARKING
	EXISTING PATHS
	PROPOSED PATHS
	EXISTING WALLS
	PROPOSED WALLS



E STAGE | EXISTING GROUND FLOOR LAYOUT PINEWOOD STUDIOS

E STAGE DIMENSIONS	
STAGE LENGTH	= 164' 5" (50.1m)
STAGE WIDTH	= 110' 8" (33.7m)
STAGE HEIGHT	= 34' 7" (10.6m)
GROUND FLOOR AREA	= 18,226 sq. ft. (1686m ²)

PROJECT MANAGEMENT DEPARTMENT

PROJECT
PINEWOOD STUDIOS
E STAGE

DRAWING TITLE

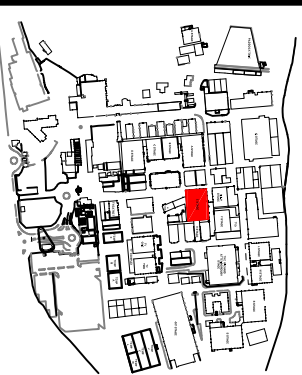
EXISTING GROUND FLOOR PLAN

SCALE	DATE	DRAWN BY
1:200 @ A3	JAN 2012	SDM



THIS DRAWING IS THE PROPERTY OF PINEWOOD STUDIOS LTD AND MUST NOT BE COPIED OR REPRODUCED IN WHOLE OR IN PART, BY ANY METHOD WHATSOEVER, WITHOUT PERMISSION OR THE WRITTEN AUTHORISATION OF PINEWOOD STUDIOS LTD

ALL DIMENSIONS TO BE CHECKED ON SITE PRIOR TO ANY COMMENCEMENT OF WORKS



PINEWOOD STUDIOS SITE PLAN

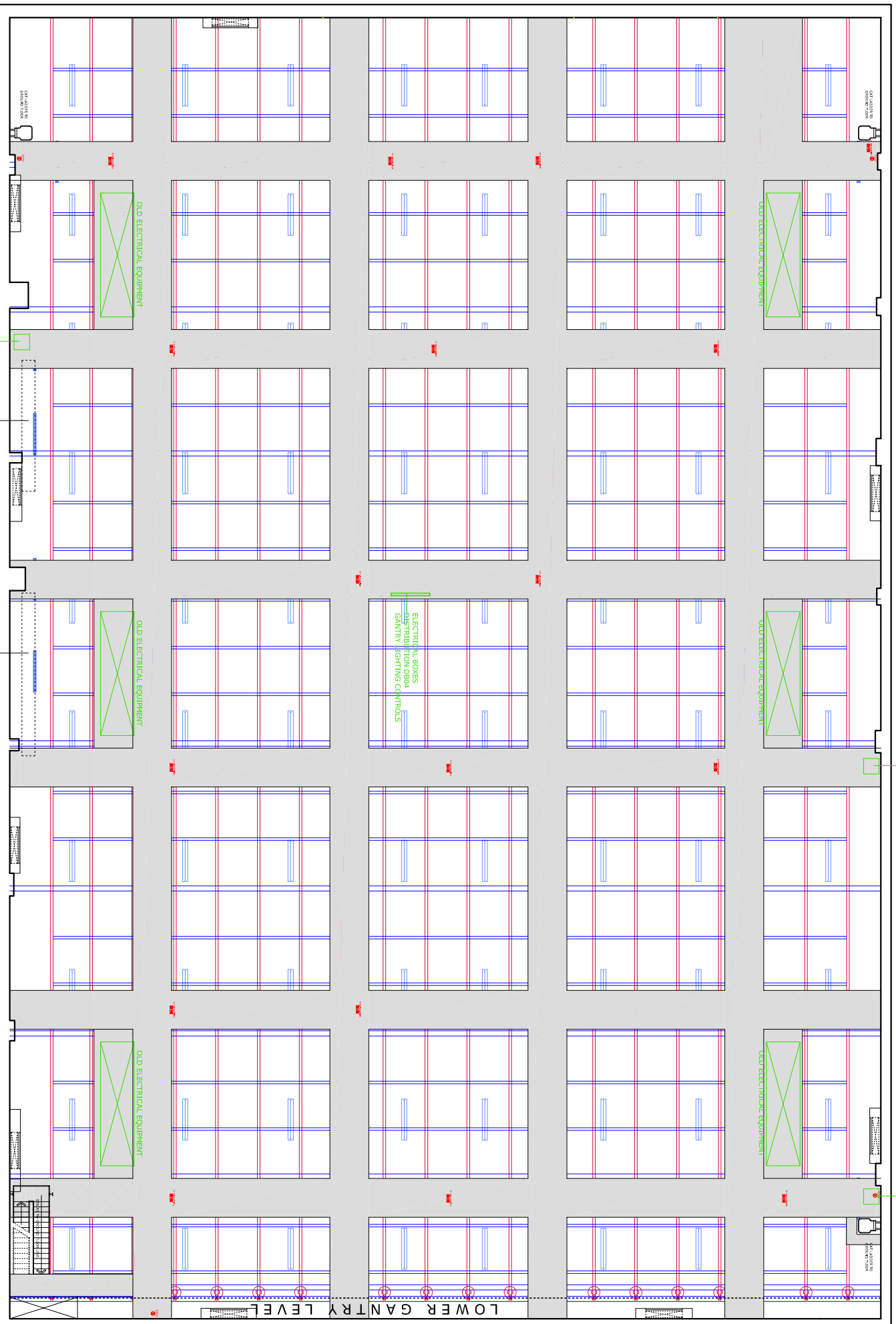
SYMBOL	DESCRIPTION
➤	EXISTING WALLS
➤	EXISTING DOORS
➤	EXISTING WINDOWS
➤	EXISTING ROOF
➤	EXISTING FLOOR
➤	EXISTING CEILING
➤	EXISTING LIGHTING
➤	EXISTING ELECTRICAL
➤	EXISTING PLUMBING
➤	EXISTING MECHANICAL
➤	EXISTING HVAC
➤	EXISTING INSULATION
➤	EXISTING VENTILATION
➤	EXISTING EXTERIOR FINISHES
➤	EXISTING INTERIOR FINISHES
➤	EXISTING PARTITIONS
➤	EXISTING CORES
➤	EXISTING STAIRS
➤	EXISTING LIFTS
➤	EXISTING PATIO
➤	EXISTING TERRACE
➤	EXISTING DRIVEWAY
➤	EXISTING PARKING
➤	EXISTING LANDSCAPE
➤	EXISTING FURNITURE
➤	EXISTING EQUIPMENT
➤	EXISTING SIGNAGE
➤	EXISTING SECURITY
➤	EXISTING ACCESSIBILITY

**PROJECT
MANAGEMENT
DEPARTMENT**

PROJECT
PINEWOOD STUDIOS
E STAGE

DRAWING TITLE
EXISTING GANTRY PLAN

SCALE	DATE	DRAWN BY
1:200 @ A3	JAN 2012	SDM



E STAGE | EXISTING GANTRY LEVEL LAYOUT
PINEWOOD STUDIOS

10,680mm TO UNDERSIDE OF RUNWAY 'REDS' BEAMS